

Preview of Biocalculus: Calculus for the Life Sciences and Biocalculus: Calculus, Probability, and Statistics for the Life Sciences

James Stewart, Troy Day

Product Director: Liz Covello

Senior Content Developer: Stacy Green

Associate Content Developer: Danielle Hallock

Senior Product Development Specialist: Katherine Greig

Director Assistant: Stephanie Kreuz

Media Developer: Guanglei Zhang

Marketing Manager: Ryan Ahern

Content Project Manager: Cheryll Linthicum

Art Director: Vernon Boes

Manufacturing Planner: Judy Inouye

Production Service: Kathi Townes, TECHarts

Compositor: Stephanie Kuhns, TECHarts

Photo and Text Researcher: PreMedia Global

Copy Editor: TECHarts

Illustrator: TECHarts

Text and Cover Designer: Lisa Henry

Cover Images: Junco © Steffen Foerster / Shutterstock.com;

owl © mlorenz / Shutterstock.com; snake © Matt Jeppson /

Shutterstock.com; bird © Grant Glendinning / Shutterstock.com;

platelets © DTKUTOO/Shutterstock.com; color blind-

ness © Atypeek Design/Shutterstock.com; flowers © yuris /

Shutterstock.com; iguana © Ryan Jackson; DNA © Leonid

Andronov / Shutterstock.com; surgery © Condor 36/Shut-

terstock.com; jellyfish © Dreamframer / Shutterstock.com; fly

Courtesy of U.S. Department of Agriculture; yeast © Knorre /

Shutterstock.com; *G. lamblia* bacterium © Sebastian Kaulitzki /

Shutterstock.com; cyclists © enciktat / Shutterstock.com;

butterfly © Lightspring / Shutterstock.com; bee © Miroslav

Halama/Shutterstock.com; virus © Fedorov Oleksiy / Shut-

terstock.com; wolves © Vladimir Gramagin/Shutterstock.com;

hummingbird © Steve Byland / Shutterstock.com;

brain scan © Allison Herreid / Shutterstock.com; needles

© Tatick22 / Shutterstock.com; NK cells © Juan Gaertner /

Shutterstock.com; damselfly © Laura Nagel; DNA strand

© Frank Ramspott / Getty Images; background gradient

©ririro/Shutterstock.com

© 2015 Cengage Learning

ALL RIGHTS RESERVED. No part of this work covered by the copyright herein may be reproduced, transmitted, stored, or used in any form or by any means graphic, electronic, or mechanical, including but not limited to photocopying, recording, scanning, digitizing, taping, Web distribution, information networks, or information storage and retrieval systems, except as permitted under Section 107 or 108 of the 1976 United States Copyright Act, without the prior written permission of the publisher.

For product information and technology assistance, contact us at
Cengage Learning Customer & Sales Support, 1-800-354-9706.

For permission to use material from this text or product,
submit all requests online at www.cengage.com/permissions.

Further permissions questions can be e-mailed to
permissionrequest@cengage.com.

ISBN-13: 978-1-285-84377-3

ISBN-10: 1-285-84377-0

200 First Stamford Place, 4th Floor

Stamford, CT 06902

USA

Cengage Learning is a leading provider of customized learning solutions with office locations around the globe, including Singapore, the United Kingdom, Australia, Mexico, Brazil, and Japan. Locate your local office at www.cengage.com/global.

Cengage Learning products are represented in Canada by Nelson Education, Ltd.

To learn more about Cengage Learning Solutions, visit www.cengage.com. Purchase any of our products at your local college store or at our preferred online store www.cengagebrain.com.

Contents

Preface

To the Student

Calculators, Computers, and Other Graphing Devices

Diagnostic Tests


Prologue: Mathematics and Biology

Case Studies in Mathematical Modeling

CASE STUDY 1 Kill Curves and Antibiotic Effectiveness

CASE STUDY 2 Hosts, Parasites, and Time-Travel

1 Functions and Sequences



© Vydrin/Shutterstock.com

1.1 Four Ways to Represent a Function

- Representations of Functions
- Piecewise Defined Functions
- Symmetry
- Periodic Functions
- Increasing and Decreasing Functions

1.2 A Catalog of Essential Functions

- Linear Models
- Polynomials
- Power Functions
- Rational Functions
- Algebraic Functions
- Trigonometric Functions
- Exponential Functions
- Logarithmic Functions

1.3 New Functions from Old Functions

- Transformations of Functions
- Combinations of Functions

PROJECT The Biomechanics of Human Movement

1.4 Exponential Functions

- The Growth of Malarial Parasites
- Exponential Functions
- Exponential Growth
- HIV Density and Exponential Decay
- The Number e

1.5 Logarithms; Semilog and Log-Log Plots

- Inverse Functions
- Logarithmic Functions
- Natural Logarithms
- Graph and Growth of the Natural Logarithmic Function
- Semilog Plots
- Log-Log Plots

PROJECT The Coding Function of DNA

1.6 Sequences and Difference Equations

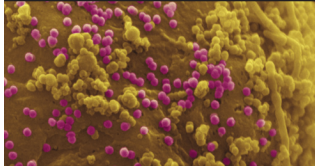
- Recursive Sequences: Difference Equations
- Discrete-Time Models in the Life Sciences

PROJECT Drug Resistance in Malaria

Review

CASE STUDY 1a Kill Curves and Antibiotic Effectiveness

2 Limits



Eye of Science/Science Source

2.1 Limits of Sequences

- Long-Term Behavior of a Sequence
 - Definition of a Limit
 - Limit Laws
 - Geometric Sequences
 - Recursion for Medication
 - Geometric Series
 - The Logistic Sequence in the Long Run
- PROJECT** Modeling the Dynamics of Viral Infections

2.2 Limits of Functions at Infinity

- The Monod Growth Function
- Definition of a Limit at Infinity
- Limits Involving Exponential Functions
- Infinite Limits at Infinity

2.3 Limits of Functions at Finite Numbers

- Velocity Is a Limit
- Limits: Numerical and Graphical Methods
- One-sided Limits
- Infinite Limits

2.4 Limits: Algebraic Methods

- The Limit Laws
- Additional Properties of Limits
- Limits of Trigonometric Functions


2.5 Continuity

- Definition of a Continuous Function
- Which Functions Are Continuous?
- Approximating Discontinuous Functions by Continuous Ones

Review

CASE STUDY 2a Hosts, Parasites, and Time-Travel

3 Derivatives



©Jody Ann/Shutterstock.com

3.1 Derivatives and Rates of Change

- Measuring the Rate of Increase of Blood Alcohol Concentration
- Tangent Lines
- Derivatives
- Rates of Change

3.2 The Derivative as a Function

- Graphing a Derivative from a Function's Graph
- Finding a Derivative from a Function's Formula
- Differentiability
- Higher Derivatives
- What a Derivative Tells Us about a Function

3.3 Basic Differentiation Formulas

- Power Functions
- New Derivatives from Old
- Exponential Functions
- Sine and Cosine Functions

3.4 The Product and Quotient Rules

- The Product Rule
- The Quotient Rule
- Trigonometric Functions

3.5 The Chain Rule

- Combining the Chain Rule with Other Rules
- Exponential Functions with Arbitrary Bases
- Longer Chains
- Implicit Differentiation
- Related Rates
- How To Prove the Chain Rule

3.6 Exponential Growth and Decay

- Population Growth
- Radioactive Decay
- Newton's Law of Cooling

PROJECT: Controlling Red Blood Cell Loss during Surgery

3.7 Derivatives of the Logarithmic and Inverse Tangent Functions

- Differentiating Logarithmic Functions
- Logarithmic Differentiation
- The Number e as a Limit
- Differentiating the Inverse Tangent Function

3.8 Linear Approximations and Taylor Polynomials

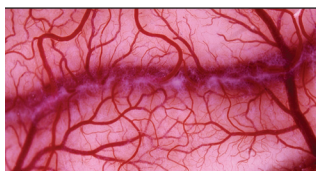
- Tangent Line Approximations
- Newton's Method
- Taylor Polynomials

PROJECT: Harvesting Renewable Resources

Review

CASE STUDY 1b Kill Curves and Antibiotic Effectiveness

4 Applications of Derivatives



Kage-Mikrofotografie/Agefotostock

4.1 Maximum and Minimum Values

- Absolute and Local Extreme Values
- Fermat's Theorem
- The Closed Interval Method

PROJECT: The Calculus of Rainbows

4.2 How Derivatives Affect the Shape of a Graph

- The Mean Value Theorem
- Increasing and Decreasing Functions
- Concavity
- Graphing with Technology

4.3 L'Hospital's Rule: Comparing Rates of Growth

- Indeterminate Quotients
- Which Functions Grow Fastest?
- Indeterminate Products
- Indeterminate Differences

PROJECT: Mutation-Selection Balance in Genetic Diseases

4.4 Optimization Problems

PROJECT: Flapping and Gliding

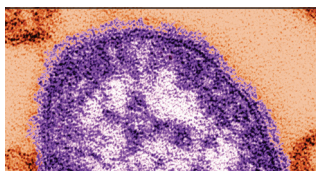
PROJECT: The Tragedy of the Commons: An Introduction to Game Theory

4.5 Recursions: Equilibria and Stability

- Equilibria
- Cobwebbing
- Stability Criterion

4.6 Antiderivatives**Review**

5 Integrals



Scott Camazine/Alamy

5.1 Areas, Distances, and Pathogenesis

- The Area Problem
- The Distance Problem
- Pathogenesis

5.2 The Definite Integral

- Calculating Integrals
- The Midpoint Rule
- Properties of the Definite Integral

5.3 The Fundamental Theorem of Calculus

- Evaluating Definite Integrals ▪ Indefinite Integrals ▪ The Net Change Theorem
 - The Fundamental Theorem ▪ Differentiation and Integration as Inverse Processes
- PROJECT:** The Outbreak Size of an Infectious Disease

5.4 The Substitution Rule

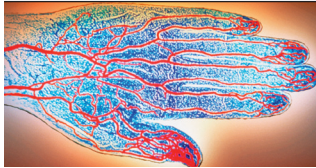
- Substitution in Indefinite Integrals ▪ Substitution in Definite Integrals ▪ Symmetry

5.5 Integration by Parts

- Indefinite Integrals ▪ Definite Integrals

5.6 Partial Fractions**5.7 Integration Using Tables and Computer Algebra Systems**

- Tables of Integrals ▪ Computer Algebra Systems ▪ Can We Integrate All Continuous Functions?

5.8 Improper Integrals**Review****CASE STUDY 1c** Kill Curves and Antibiotic Effectiveness**6 Applications of Integrals**

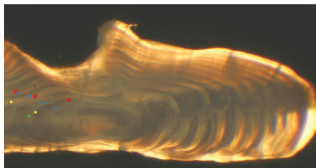
G.JLP/CNRI/SPL/Science Source

6.1 Areas Between Curves

- Cerebral Blood Flow

PROJECT: Disease Progression and Immunity**PROJECT:** The Gini Index**6.2 Average Values****6.3 Further Applications to Biology**

- Survival and Renewal ▪ Blood Flow ▪ Cardiac Output

6.4 Volumes**Review****CASE STUDY 1d** Kill Curves and Antibiotic Effectiveness**CASE STUDY 2b** Hosts, Parasites, and Time-Travel**7 Differential Equations**

Dr. Christoph Stransky/Thuenen Institute of Sea Fisheries

7.1 Modeling with Differential Equations

- Models of Population Growth ▪ Modeling Drug Concentrations in the Blood
- Classifying Differential Equations

PROJECT: Chaotic Blowflies and the Dynamics of Populations

7.2 Phase Plots, Equilibria, and Stability

- Phase Plots
- Equilibria and Stability
- A Mathematical Derivation of the Local Stability Criterion

PROJECT: Catastrophic Population Collapse: An Introduction to Bifurcation Theory

7.3 Direction Fields and Euler's Method

- Direction Fields
- Euler's Method

7.4 Separable Equations

PROJECT: Why Does Urea Concentration Rebound after Dialysis?

7.5 Systems of Differential Equations

- Parametric Curves
- Systems of Two Autonomous Differential Equations

PROJECT: The Flight Path of Hunting Raptors

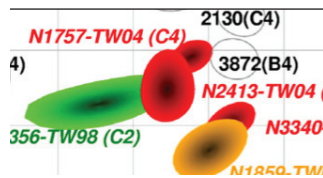
7.6 Phase Plane Analysis

- Equilibria
- Qualitative Dynamics in the Phase Plane

PROJECT: Determining the Critical Vaccination Coverage

Review

CASE STUDY 2c Hosts, Parasites, and Time-Travel

8**Vectors and Matrix Models****8.1 Coordinate Systems**

- Three-Dimensional Space
- Higher-Dimensional Space

8.2 Vectors

- Combining Vectors
- Components

8.3 The Dot Product

- Projections

PROJECT: Microarray Analysis of Genome Expression

PROJECT: Vaccine Escape

8.4 Matrix Algebra

- Matrix Notation
- Matrix Addition and Scalar Multiplication
- Matrix Multiplication

8.5 Matrices and the Dynamics of Vectors

- Systems of Difference Equations–Matrix Models
- Leslie Matrices
- Summary

8.6 The Inverse and Determinant of a Matrix

- The Inverse of a Matrix
- The Determinant of a Matrix
- Solving Systems of Linear Equations

PROJECT: Cubic Splines

8.7 Eigenvectors and Eigenvalues

- Linear Transformations
- Characterizing the Dynamics of Vectors
- Eigenvectors and Eigenvalues

8.8 Iterated Linear Transformations

- Solving Linear Recursions
- Solutions with Complex Eigenvalues
- Perron-Frobenius Theory

PROJECT: The Emergence of Geometric Order in Proliferating Cells

Review

9**Multivariable Calculus**

©Ryan Jackson

9.1 Functions of Several Variables

- Functions of Two Variables
- Graphs
- Level Curves
- Functions of Three or More Variables
- Limits and Continuity

9.2 Partial Derivatives

- Interpretations of Partial Derivatives
- Functions of More than Two Variables
- Higher Derivatives
- Partial Differential Equations

9.3 Tangent Planes and Linear Approximations

- Tangent Planes
- Linear Approximations

PROJECT: The Speedo LZR Race Suit

9.4 The Chain Rule

- Implicit Differentiation

9.5 Directional Derivatives and the Gradient Vector

- Directional Derivatives
- The Gradient Vector
- Maximizing the Directional Derivative

9.6 Maximum and Minimum Values

- Absolute Maximum and Minimum Values

Review

10**Systems of Linear Differential Equations**

© Dreamframer/Shutterstock.com

10.1 Qualitative Analysis of Linear Systems

- Terminology
- Saddles
- Nodes
- Spirals

10.2 Solving Systems of Linear Differential Equations

- The General Solution
- Nullclines versus Eigenvectors
- Saddles
- Nodes
- Spirals
- Long-Term Behavior

10.3 Applications

- Metapopulations
- Natural Killer Cells and Immunity
- Gene Regulation
- Transport of Environmental Pollutants

PROJECT: Pharmacokinetics of Antimicrobial Dosing

10.4 Systems of Nonlinear Differential Equations

- Linear and Nonlinear Differential Equations
- Local Stability Analyses
- Linearization
- Examples

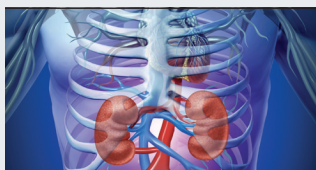
Review

CASE STUDY 2d: Hosts, Parasites, and Time-Travel

Unless otherwise noted, all content on this page is © Cengage Learning.

The content listed in the shaded areas appears only in
Biocalculus: Calculus, Probability, and Statistics for the Life Sciences.

11 Descriptive Statistics



©Lightspring/Shutterstock.com

11.1 Numerical Descriptions of Data

- Types of Variables
- Categorical Data
- Numerical Data: Measures of Central Tendency
- Numerical Data: Measures of Spread
- Numerical Data: The Five-Number Summary
- Outliers

11.2 Graphical Descriptions of Data

- Displaying Categorical Data
- Displaying Numerical Data: Histograms
- Interpreting Area in Histograms
- The Normal Curve

11.3 Relationships between Variables

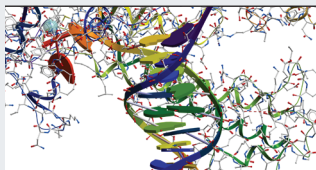
- Two Categorical Variables
- Categorical and Numerical Variables
- Two Numerical Variables

11.4 Populations, Samples, and Inference

- Populations and Samples
 - Properties of Samples
 - Types of Data
 - Causation
- PROJECT:** The Birth Weight Paradox

Review

12 Probability



©Leonid Andronov/Shutterstock.com

12.1 Principles of Counting

- Permutations
- Combinations

12.2 What Is Probability?

- Experiments, Trials, Outcomes, and Events
- Probability When Outcomes Are Equally Likely
- Probability in General

12.3 Conditional Probability

- Conditional Probability
- The Multiplication Rule and Independence
- The Law of Total Probability
- Bayes' Rule

PROJECT: Testing for Rare Diseases

12.4 Discrete Random Variables

- Describing Discrete Random Variables
- Mean and Variance of Discrete Random Variables
- Bernoulli Random Variables
- Binomial Random Variables

PROJECT: DNA Supercoiling

PROJECT: The Probability of an Avian Influenza Pandemic in Humans

12.5 Continuous Random Variables

- Describing Continuous Random Variables
- Mean and Variance of Continuous Random Variables
- Exponential Random Variables
- Normal Random Variables

Review

13

Inferential Statistics



© enciktat/Shutterstock.com

13.1 The Sampling Distribution

- Sums of Random Variables ▪ The Sampling Distribution of the Mean
- The Sampling Distribution of the Standard Deviation

13.2 Confidence Intervals

- Interval Estimates ▪ Student's t -Distribution

13.3 Hypothesis Testing

- The Null and Alternative Hypotheses ▪ The t Statistic ▪ The P -Value ▪ Summary

13.4 Contingency Table Analysis

- Hypothesis Testing with Contingency Tables ▪ The Chi-Squared Test Statistic
- The Hypothesis Test • Summary

Review

APPENDIXES

A Intervals, Inequalities, and Absolute Values**B** Coordinate Geometry**C** Trigonometry**D** Precise Definitions of Limits**E** A Few Proofs**F** Sigma Notation**G** Complex Numbers**H** Statistical Tables**I** Glossary of Biological Terms**J** Answers to Odd-Numbered Exercises

LIST OF BIOLOGICAL APPLICATIONS

INDEX